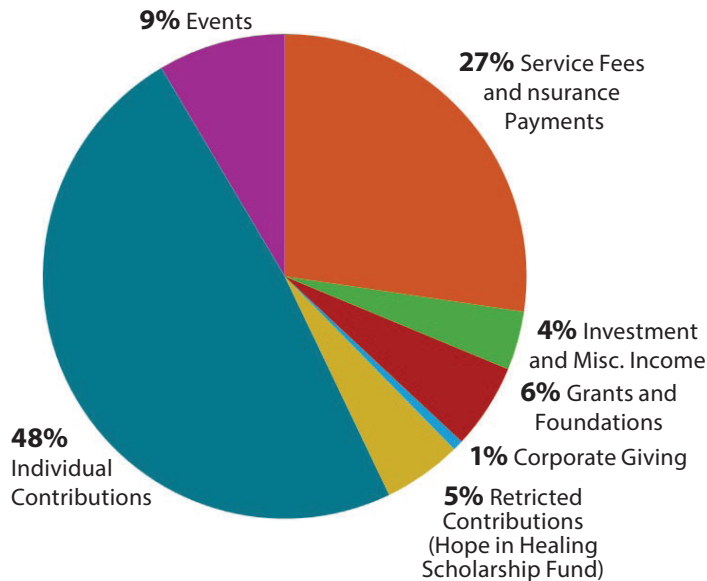




STATEMENT OF FINANCIAL HEALTH

FINANCIAL OVERVIEW July 1, 2023 - June 30, 2024

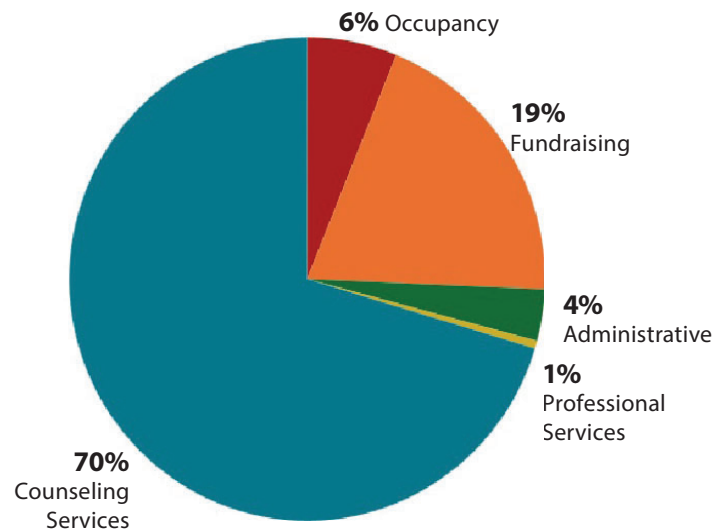
REVENUE OVERVIEW



SOURCES of REVENUE

Individual Contributions	\$363,226
Events	\$63,757
Grants/Foundation Giving	\$42,500
Hope in Healing Scholarship (Restricted Funds)	\$39,181
Corporate Giving	\$5,246
Service Fees and Insurance Payments	\$204,324
Investment and Miscellaneous Income	\$29,300
TOTAL REVENUE	\$ 747,534

EXPENSE OVERVIEW



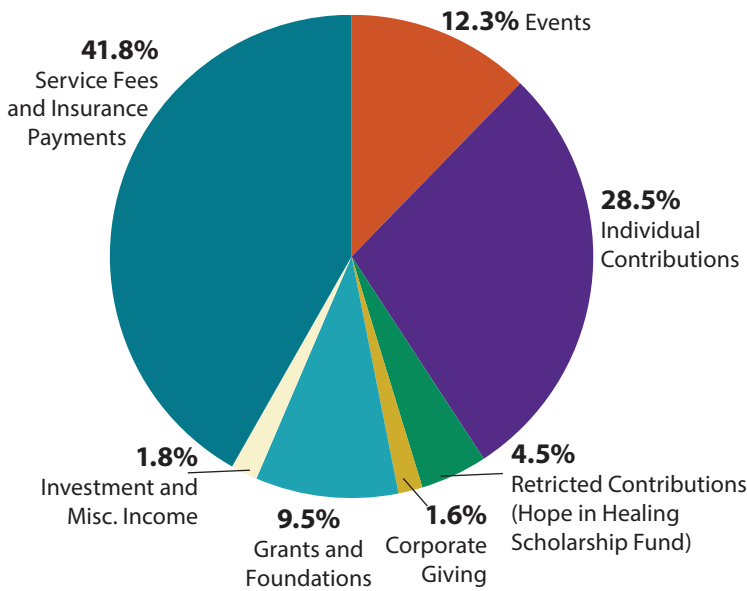
EXPENSES

Counseling Services	\$272,539
Fundraising	\$75,755
Occupancy	\$23,719
Administrative	\$13,359
Professional Services	\$1,993
TOTAL EXPENSES	\$387,365

FINANCIAL OVERVIEW

July 1, 2022 - June 30, 2023

REVENUE OVERVIEW

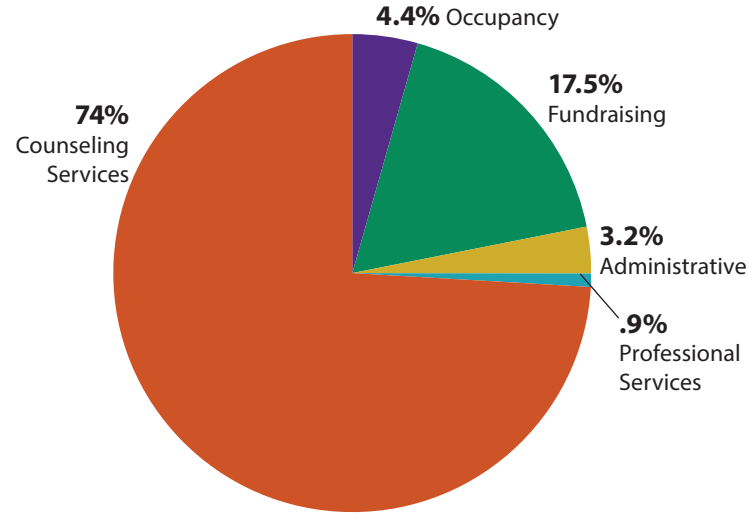


SOURCES of REVENUE

Events	\$55,291
Individual Contributions	128,252
Restricted Contributions (Scholarship)	20,148
Corporate Giving	7,293
Grants/Foundation Giving	43,025
Investment and Miscellaneous Income	8,037
Service Fees and Insurance Payments	187,956

TOTAL REVENUE **\$450,002**

EXPENSE OVERVIEW



EXPENSES

Occupancy	\$17,977
Fundraising	71,076
Administrative	12,809
Professional Services	3,656
Counseling Services	301,442

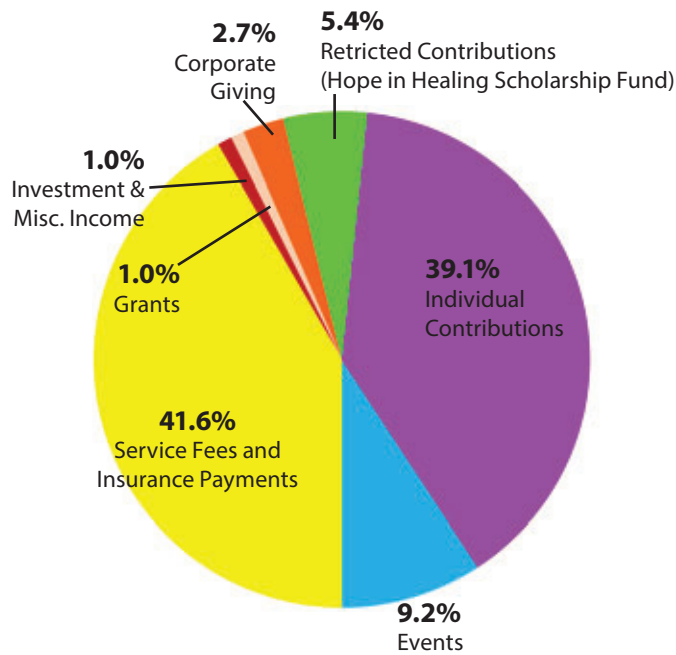
TOTAL EXPENSES **\$ 406,960**

*While many clients use RPC's sliding fee scale, the **Hope in Healing Scholarship Fund** makes it possible for those survivors whose level of need is greatest to access long-term therapy.*

The Fund was created in 2009 to honor Mary Bayard, who served as RPC Clinical Supervisor from 1992 through 2009.

FINANCIAL OVERVIEW: FISCAL 2022

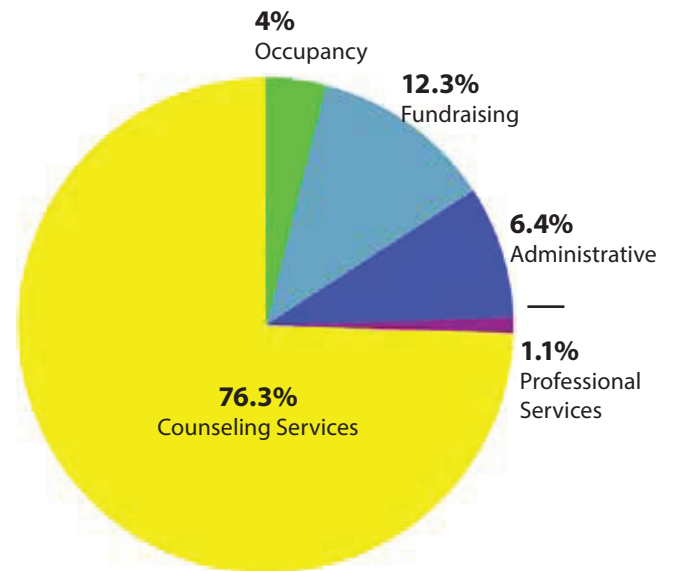
July 1, 2021 - June 30, 2022



REVENUE

Events	\$40,527
Individual Contributions	171,809
Restricted Contributions (Scholarship)	23,857
Corporate Giving	11,920
Grants/Foundation Giving	3,832
Investment & Miscellaneous Income	4,143
Service Fees and Insurance Payments	183,046

TOTAL REVENUE **\$439,134**



EXPENSES

Occupancy	\$16,500
Fundraising	51,028
Administrative	26,690
Professional Services	4,442
Counseling Services	317,663

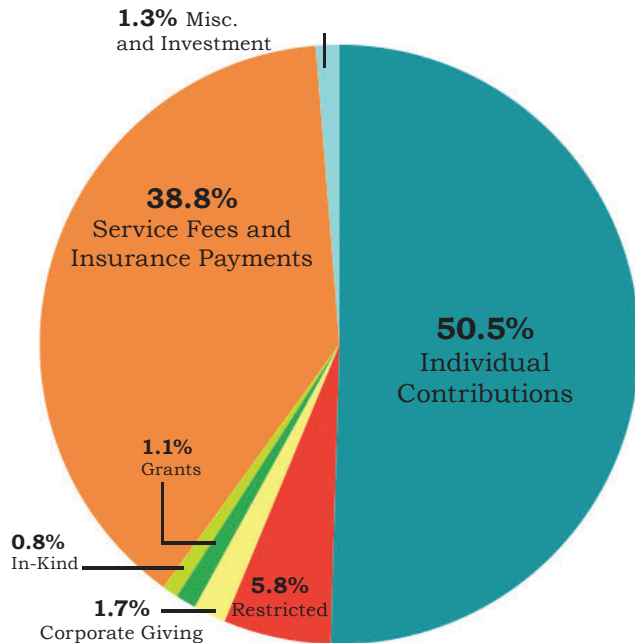
TOTAL EXPENSES **\$416,323**

**While many clients use RPC's sliding fee scale, the Hope in Healing Scholarship Fund makes it possible for those survivors whose level of need is greatest to access Counseling Services.*

The Fund was created in June, 2009 to honor Mary Bayard, who served as RPC Clinical Supervisor from 1992 through 2009.

FINANCIALS

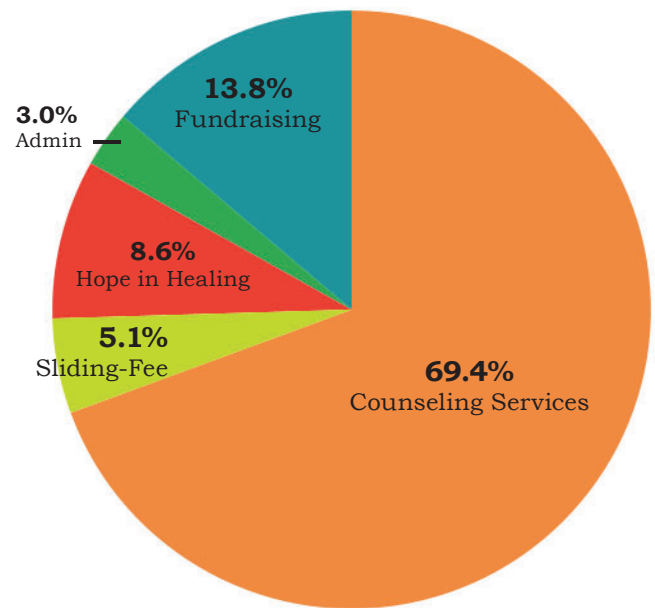
July 1, 2020 - June 30, 2021



REVENUE

Individual Contributions	\$240,619
Restricted Contributions (Scholarship)	\$27,621
Corporate Giving	\$8,336
Grants	\$5,341
In-Kind Contributions	\$4,044
Service Fees and Insurance Payments	\$184,759
Misc. and Investment Income	\$6,060

TOTAL REVENUE: \$476,780



EXPENSES

Program	
Counseling Services	\$259,502
Sliding-Fee Subsidies	\$19,200
Hope In Healing Scholarships	\$32,215
Fundraising	\$51,698
Admin and General	\$11,345

TOTAL EXPENSES: \$373,960

Hope In Healing Scholarship Report

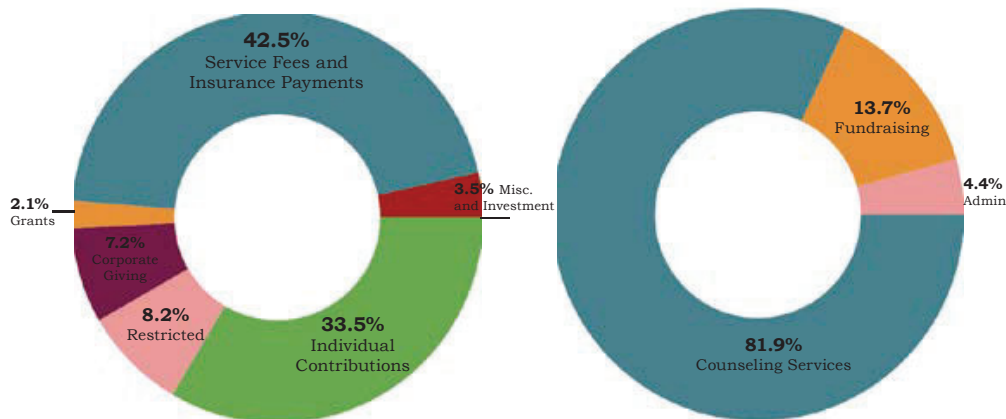
Designated Contributions	\$27,621
Distributed Funds	\$32,215
# Therapy Hours Received	346
# Clients Receiving Scholarships	13

In FY 2021, the number of Scholarship Therapy Hours provided **increased by 22%** from FY 2020.



FINANCIALS

For the Year Ending June 30, 2019



REVENUE

Individual Contributions	\$139,475
Restricted Contributions (Scholarship)	\$34,014
Corporate Giving	\$31,126
Grants	\$8,950
Service Fees and Insurance Payments	\$188,256
Misc. and Investment Income	\$14,546

TOTAL REVENUE: \$416,367

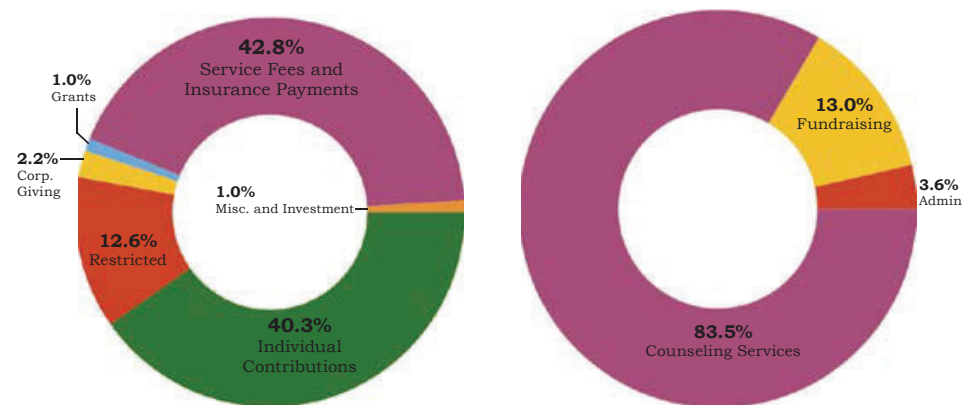
EXPENSES

Program	
Counseling Services	\$280,233
Sliding-Fee Subsidies	\$26,395
Hope In Healing Scholarships	\$18,633
Fundraising	\$54,364
Admin and General	\$17,335

TOTAL EXPENSES: \$396,960

FINANCIALS

For the Year Ending June 30, 2020



REVENUE

Individual Contributions	\$152,711
Restricted Contributions (Scholarship)	\$47,974
Corporate Giving	\$8,419
Grants	\$3,965
Service Fees and Insurance Payments	\$162,497
Misc. and Investment Income	\$3,758

TOTAL REVENUE: \$379,324

EXPENSES

Program	
Counseling Services	\$219,717
Sliding-Fee Subsidies	\$19,112
Hope In Healing Scholarships	\$23,635
Fundraising	\$40,729
Admin and General	\$11,227

TOTAL EXPENSES: \$314,420



IN THE NEWS

As experts in working with adult survivors of child sexual abuse, Roanoke Park Counseling is often the go-to voice for creating public awareness of childhood sexual abuse.

September 14, 2017: KUOW News and Information, 94.9 FM: "The Record"

Bill Radke asks critical questions in this 20-minute interview with Executive Director Janice Palm, LMHC.

Hope In Healing Scholarship Report

Designated Contributions	\$34,014
Distributed Funds	\$18,633
# Therapy Hours Received	229
# Clients Receiving Scholarships	12

Hope In Healing Scholarship Report

Designated Contributions	\$47,974
Distributed Funds	\$23,635
# Therapy Hours Received	284
# Clients Receiving Scholarships	14



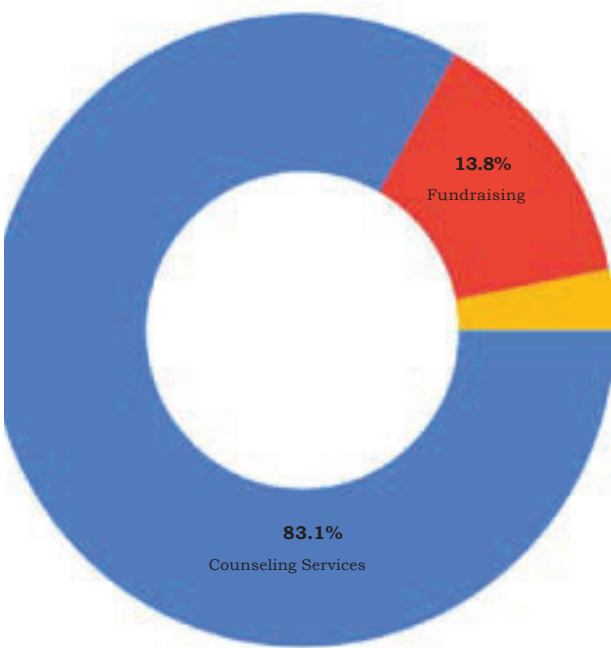
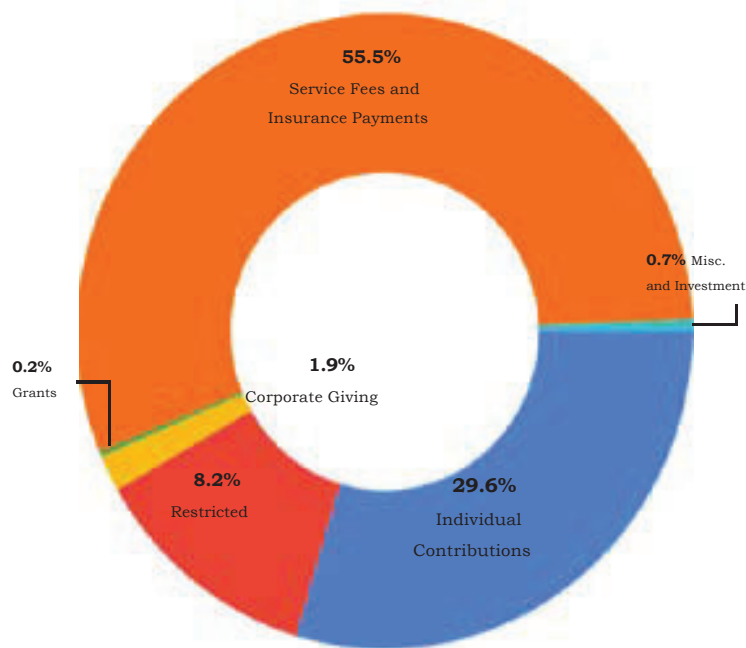
IN THE NEWS

October 17, 2017: KING 5 Television News: New Day Northwest "The Power of Me Too."

Janice Palm, Executive Director of RPC, and attorney Anne Bremner joined *New Day Northwest* to help the public understand why the words 'me too' are striking such a chord with society.

FINANCIALS

For the Year Ending June 30, 2018



REVENUE

Individual Contributions	\$112,517
Restricted Contributions (Scholarship) Corporate Giving	
Grants	\$45,798
Service Fees and Insurance Payments Misc. and Investment Income	\$7,070
	\$900
	\$210,766
	\$2,494
TOTAL REVENUE:	\$379,545

EXPENSES

Program	
Counseling Services Sliding-Fee Subsidies	\$242,198
Hope In Healing Scholarships	\$28,570
	\$33,808
Fundraising	\$50,496
Admin and General	\$11,362
TOTAL EXPENSES:	\$366,434

Hope In Healing Scholarship Report

Designated Contributions Distributed Funds	\$45,798
# Therapy Hours Received	
# Clients Receiving Scholarships	\$33,808

415
17



IN THE NEWS

At the start of the *Me Too* movement in 2017, Executive Director Janice Palm, LMHC appeared on several radio and television shows to talk about the effects of sexual abuse and the complexities that survivors face.

September 13, 2017: Q13 Fox News
"Ripple-effect on child sex abuse survivors after Murray resignation," Janice Palm illuminates why survivors often keep silent.

Admin
3.1%

Operating Statement

For the Year Ending June 30, 2017

INCOME

Fundraising

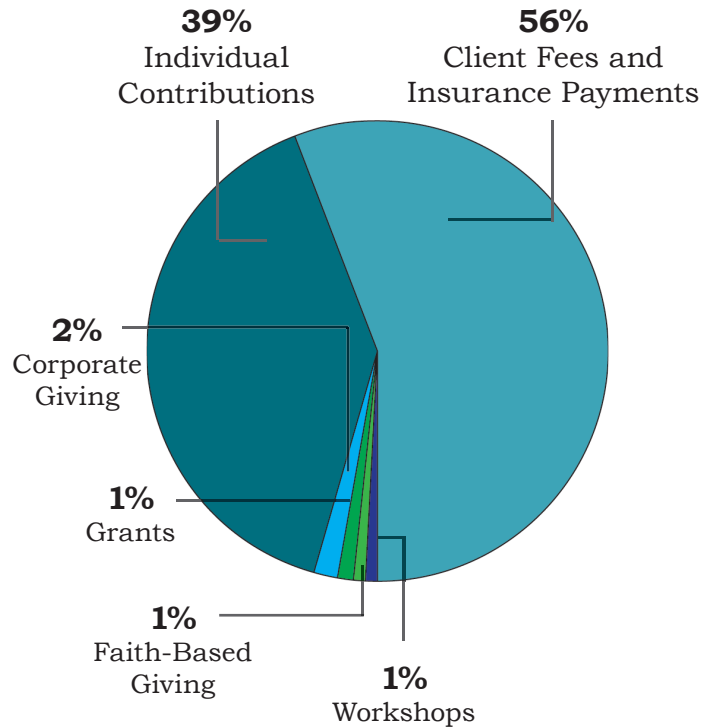
Individual Contributions	\$147,266
Corporate Giving	6,115
Grants	4,650
Faith-Based Giving	<u>2,525</u>
Total Fundraising	\$160,556
Client Fees and Insurance Payments	208,997
Workshops	3,000
Interest Income	247
TOTAL INCOME	\$372,800

EXPENSES

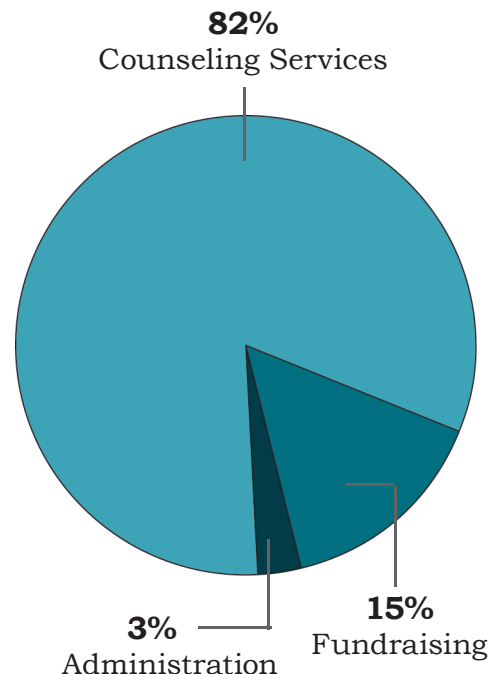
Program

Counseling Services	\$228,431
Sliding-Fee Subsidies	25,113
Hope In Healing Scholarships	32,325
Fundraising	51,060
Administration	10,420
TOTAL EXPENSES	\$347,349

2016-2017 Sources of Funding



2016-2017 Expense Allocation



Hope In Healing Scholarship Report

Designated Contributions	\$30,062
Distributed Funds	32,325
# Therapy Hours Received	384
# Clients Receiving Scholarships	18

15 Women
3 Men

Average weekly sessions per client: 5.3 months

Serving our Community



153 survivors received therapy: 61 men, 92 women



126 new clients began therapy



65 men's group sessions
38 women's group sessions



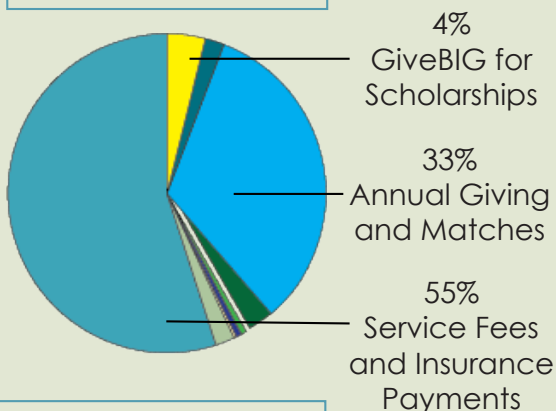
25 partner support group sessions



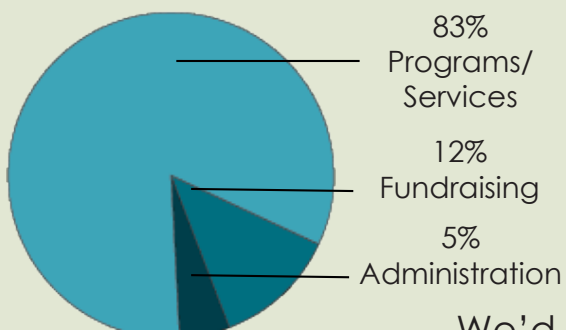
240 hours of therapy were directly funded by donors to clients on need-based scholarships

\$30,720 of financial assistance was disbursed to clients on our sliding-fee-scale.
\$19,765 of donor contributions were used by clients on scholarship for therapy.

Income Sources



Expense Allocation



Financial reports are available by request and on the

"Thank you, from the bottom of my heart! I would like those who were in group with me to know that they have changed my life immensely. I owe them a debt of gratitude for sharing their strength and vulnerability with me in ways that has powered me through these last few years."

- a survivor who found healing at Shepherd's

Because of your caring support!

Thank you so much!

We'd love to see you at our next [annual fall luncheon!](#)
Find the latest announcements on [Facebook](#) and [eNews](#).

Operating Statement

For the Year Ending June 30, 2015

INCOME

Fundraising

Individual Contributions

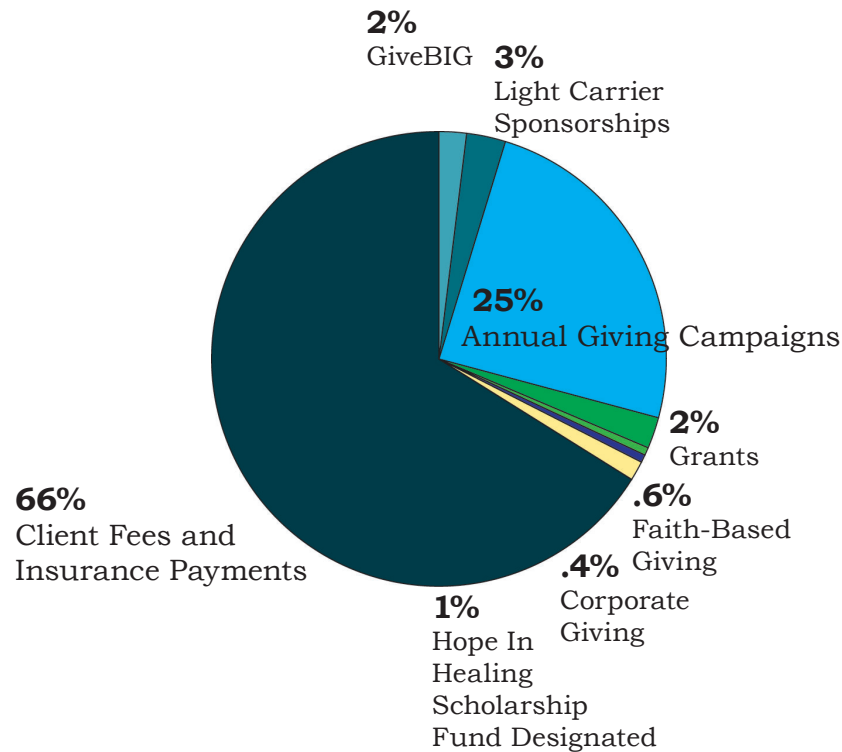
GiveBIG 24-Hour Campaign	\$6,496
Light Carrier Sponsorships	9,115
Annual Giving Campaigns	78,870
Grants	6,550
Faith-Based Giving	2,200
Corporate Giving	1,291
Total Designated to Scholarship Fund	<u>4,050</u>
Total Fundraising	\$108,242
Client Fees and Insurance Payments	207,418
Training Registrations	140
Interest Income	228
TOTAL INCOME	\$316,028

EXPENSES

Program

Counseling Services	\$247,561
Sliding-Fee Subsidies	36,730
Hope In Healing Scholarships	12,542
Fundraising	42,518
Administration	<u>11,203</u>
TOTAL EXPENSES	\$338,012

2014-2015 Sources of Funding



2014-2015 Expense Allocation

